



Location: CMA1b - Oil Street Site Office

Report on 24-hour TSP monitoring

Action Level ( $\mu\text{g}/\text{m}^3$ ) - 176.7

Limit Level ( $\mu\text{g}/\text{m}^3$ ) - 260

Date	Sampling Time	Weather Condition	Filter paper no.	Filter Weight, g		Elapse Time, hr		Sampling Time, hr	Flow Rate, $\text{m}^3/\text{min}$			Total Volume, $\text{m}^3$	TSP Level, $\mu\text{g}/\text{m}^3$
				Initial	Final	Initial	Final		Initial, $Q_{si}$	Final, $Q_{sf}$	Average		
26-Apr-14	8:00	Rainy	008333	2.8705	2.9685	4488.79	4512.79	24.00	1.37	1.37	1.37	1975	50
2-May-14	8:00	Rainy	008340	2.8576	2.9683	4515.81	4539.81	24.00	1.37	1.37	1.37	1976	56
9-May-14	13:00	Rainy	008845	2.8581	2.9487	4545.82	4569.82	24.00	1.34	1.37	1.35	1950	46
15-May-14	13:00	Rainy	008613	2.8356	2.9096	4572.84	4596.84	24.00	1.29	1.32	1.30	1878	39
21-May-14	17:00	Rainy	008722	2.8528	2.9559	4572.86	4596.86	24.00	1.33	1.33	1.33	1909	54
26-May-14	8:00	Rainy	008691	2.8284	2.8881	4623.87	4647.87	24.00	1.32	1.32	1.32	1905	31

Remarks: Due to interruption of electricity, the 24hr TSP was rescheduled from 8, 14 and 20 May 2014 to 9, 15 and 21 May 2014 respectively.

Report on 1-hour TSP monitoring

Action Level ( $\mu\text{g}/\text{m}^3$ ) - 320.1

Limit Level ( $\mu\text{g}/\text{m}^3$ ) - 500

Date	Sampling Time	Weather Condition	Filter paper no.	Filter Weight, g		Elapse Time, hr		Sampling Time, hr	Flow Rate, $\text{m}^3/\text{min}$			Total Volume, $\text{m}^3$	TSP Level, $\mu\text{g}/\text{m}^3$
				Initial	Final	Initial	Final		Initial, $Q_{si}$	Final, $Q_{sf}$	Average		
28-Apr-14	11:00	Fine	008335	2.8597	2.8681	4512.79	4513.79	1.00	1.37	1.37	1.37	82	102
28-Apr-14	13:00	Fine	008336	2.8595	2.8667	4513.79	4514.79	1.00	1.37	1.37	1.37	82	88
28-Apr-14	14:09	Fine	008338	2.8601	2.8657	4514.81	4515.81	1.00	1.37	1.37	1.37	82	68
3-May-14	8:04	Rainy	008831	2.8741	2.8784	4539.81	4540.81	1.00	1.37	1.37	1.37	82	52
3-May-14	9:12	Rainy	008833	2.8726	2.8749	4540.81	4541.81	1.00	1.37	1.37	1.37	82	28
3-May-14	10:16	Rainy	008835	2.8618	2.8655	4541.81	4542.81	1.00	1.34	1.34	1.34	80	46
9-May-14	8:04	Rainy	008836	2.8723	2.8903	4542.82	4543.82	1.00	1.34	1.37	1.35	81	221
9-May-14	9:12	Rainy	008843	2.8668	2.8823	4543.82	4544.82	1.00	1.34	1.37	1.35	81	191
9-May-14	10:16	Rainy	008846	2.8695	2.8796	4544.82	4545.82	1.00	1.34	1.34	1.34	80	126
15-May-14	8:00	Rainy	008850	2.8546	2.8729	4596.84	4597.84	1.00	1.29	1.32	1.30	78	234
15-May-14	9:05	Rainy	008609	2.8222	2.8255	4597.84	4598.84	1.00	1.29	1.32	1.30	78	42
15-May-14	10:09	Rainy	008611	2.8276	2.8326	4598.84	4599.84	1.00	1.29	1.29	1.29	77	65
21-May-14	13:00	Rainy	008614	2.8498	2.8611	4596.86	4597.86	1.00	1.29	1.29	1.29	77	146
21-May-14	14:05	Rainy	008719	2.8660	2.8713	4597.86	4598.86	1.00	1.29	1.29	1.29	77	69
21-May-14	15:30	Rainy	008712	2.8513	2.8561	4598.86	4599.86	1.00	1.29	1.29	1.29	77	62
27-May-14	8:05	Fine	008663	2.8211	2.8235	4647.87	4648.87	1.00	1.29	1.29	1.29	77	31
27-May-14	9:10	Fine	008666	2.8566	2.8589	4648.87	4649.87	1.00	1.29	1.29	1.29	77	30
27-May-14	10:15	Fine	008670	2.8553	2.8567	4649.87	4650.87	1.00	1.29	1.29	1.29	77	18

Location: CMA2a - Causeway Bay Community Centre

Report on 24-hour TSP monitoring  
Action Level ( $\mu\text{g}/\text{m}^3$ ) - 169.5  
Limit Level ( $\mu\text{g}/\text{m}^3$ ) - 260

Date	Sampling Time	Weather Condition	Filter paper no.	Filter Weight, g		Elapse Time, hr		Sampling Time, hr	Flow Rate, $\text{m}^3/\text{min}$			Total Volume, $\text{m}^3$	TSP Level, $\mu\text{g}/\text{m}^3$
				Initial	Final	Initial	Final		Initial, $Q_{si}$	Final, $Q_{sf}$	Average		
26-Apr-14	8:00	Rainy	008332	2.8583	2.9406	14199.30	14223.30	24.00	1.30	1.30	1.30	1868	44
2-May-14	8:00	Rainy	008341	2.8578	2.9246	14226.31	14250.31	24.00	1.34	1.34	1.34	1927	35
8-May-14	8:00	Rainy	008837	2.8693	2.9427	14253.33	14277.33	24.00	1.30	1.34	1.32	1899	39
14-May-14	8:00	Rainy	008848	2.8458	2.9106	14280.33	14304.33	24.00	1.27	1.31	1.29	1862	35
20-May-14	8:00	Rainy	008612	2.8384	2.8965	14307.33	14331.33	24.00	1.28	1.31	1.30	1866	31
26-May-14	8:00	Rainy	008720	2.8546	2.8947	14334.34	14358.34	24.00	1.28	1.31	1.29	1863	22

Report on 1-hour TSP monitoring  
Action Level ( $\mu\text{g}/\text{m}^3$ ) - 323.4  
Limit Level ( $\mu\text{g}/\text{m}^3$ ) - 500

Date	Sampling Time	Weather Condition	Filter paper no.	Filter Weight, g		Elapse Time, hr		Sampling Time, hr	Flow Rate, $\text{m}^3/\text{min}$			Total Volume, $\text{m}^3$	TSP Level, $\mu\text{g}/\text{m}^3$
				Initial	Final	Initial	Final		Initial, $Q_{si}$	Final, $Q_{sf}$	Average		
28-Apr-14	11:00	Fine	008334	2.8705	2.8797	14223.31	14224.31	1.00	1.30	1.30	1.30	78	118
28-Apr-14	13:00	Fine	008337	2.8513	2.8576	14224.31	14225.31	1.00	1.30	1.30	1.30	78	81
28-Apr-14	14:05	Fine	008339	2.8546	2.8612	14225.31	14226.31	1.00	1.30	1.30	1.30	78	85
3-May-14	8:03	Rainy	008830	2.8794	2.8818	14250.32	14251.32	1.00	1.34	1.34	1.34	80	30
3-May-14	9:07	Rainy	008832	2.8737	2.8780	14251.32	14252.32	1.00	1.34	1.34	1.34	80	54
3-May-14	10:13	Rainy	008834	2.8660	2.8692	14252.32	14253.32	1.00	1.34	1.34	1.34	80	40
9-May-14	8:03	Rainy	008842	2.8679	2.8736	14277.33	14278.33	1.00	1.30	1.34	1.32	79	72
9-May-14	9:07	Rainy	008844	2.8628	2.8683	14278.33	14279.33	1.00	1.30	1.34	1.32	79	70
9-May-14	10:13	Rainy	008847	2.8512	2.8551	14279.33	14280.33	1.00	1.30	1.34	1.32	79	49
15-May-14	8:05	Rainy	008849	2.8454	2.8470	14304.33	14305.33	1.00	1.27	1.31	1.29	78	21
15-May-14	9:07	Rainy	008851	2.8374	2.8393	14305.33	14306.33	1.00	1.27	1.31	1.29	78	24
15-May-14	10:09	Rainy	008610	2.8253	2.8335	14306.33	14307.33	1.00	1.27	1.31	1.29	78	106
21-May-14	11:00	Rainy	008591	2.8513	2.8532	14331.33	14332.33	1.00	1.28	1.28	1.28	77	25
21-May-14	13:00	Rainy	008725	2.8465	2.8507	14332.33	14333.33	1.00	1.28	1.28	1.28	77	55
21-May-14	14:05	Rainy	008718	2.8702	2.8715	14333.33	14334.33	1.00	1.28	1.28	1.28	77	17
27-May-14	8:05	Fine	008664	2.8801	2.8824	14358.34	14359.34	1.00	1.27	1.27	1.27	76	30
27-May-14	9:10	Fine	008668	2.8532	2.8546	14359.34	14360.34	1.00	1.27	1.27	1.27	76	18
27-May-14	10:15	Fine	008671	2.8451	2.8486	14360.34	14361.34	1.00	1.27	1.27	1.27	76	46



Location: CMA3a - CWB PRE Site Office Area

Report on 24-hour TSP monitoring  
Action Level ( $\mu\text{g}/\text{m}^3$ ) - 171  
Limit Level ( $\mu\text{g}/\text{m}^3$ ) - 260

Date	Sampling Time	Weather Condition	Filter paper no.	Filter Weight, g		Elapse Time, hr		Sampling Time, hr	Flow Rate, $\text{m}^3/\text{min}$			Total Volume, $\text{m}^3$	TSP Level, $\mu\text{g}/\text{m}^3$
				Initial	Final	Initial	Final		Initial, $Q_{si}$	Final, $Q_{sf}$	Average		
26-Apr-14	8:00	Rainy	007510	2.6290	2.7542	1577.84	1601.83	23.99	1.33	1.33	1.33	1911	65
3-May-14	13:00	Rainy	008812	2.8496	2.8948	1632.90	1656.90	24.00	1.29	1.29	1.29	1861	24
9-May-14	14:20	Rainy	008813	2.8447	2.9302	1686.91	1710.91	24.00	1.33	1.29	1.31	1887	45
14-May-14	8:00	Rainy	008588	2.8474	2.9780	1683.91	1707.91	24.00	1.35	1.35	1.35	1950	67
20-May-14	8:00	Rainy	008598	2.8304	2.9918	1710.91	1734.91	24.00	1.37	1.37	1.37	1979	82
26-May-14	8:00	Rainy	008652	2.8331	2.9752	1737.91	1761.91	24.00	1.37	1.37	1.37	1975	72

Remarks: Due to interruption of electricity, the 24hr TSP monitoring was rescheduled from 2 and 8 May 2014 to 3 and 9 May 2014 respectively.

Report on 1-hour TSP monitoring  
Action Level ( $\mu\text{g}/\text{m}^3$ ) - 311.3  
Limit Level ( $\mu\text{g}/\text{m}^3$ ) - 500

Date	Sampling Time	Weather Condition	Filter paper no.	Filter Weight, g		Elapse Time, hr		Sampling Time, hr	Flow Rate, $\text{m}^3/\text{min}$			Total Volume, $\text{m}^3$	TSP Level, $\mu\text{g}/\text{m}^3$
				Initial	Final	Initial	Final		Initial, $Q_{si}$	Final, $Q_{sf}$	Average		
28-Apr-14	8:55	Fine	008884	2.8496	2.8590	1601.83	1602.83	1.00	1.34	1.34	1.34	80	117
28-Apr-14	9:58	Fine	008886	2.8645	2.8738	1602.83	1603.83	1.00	1.34	1.34	1.34	80	116
28-Apr-14	13:00	Fine	008888	2.8521	2.8642	1603.83	1604.83	1.00	1.34	1.34	1.34	80	151
3-May-14	8:20	Rainy	008902	2.8331	2.8428	1656.90	1657.90	1.00	1.34	1.34	1.34	80	121
3-May-14	9:25	Rainy	008809	2.8599	2.8631	1657.90	1658.90	1.00	1.34	1.34	1.34	80	40
3-May-14	10:30	Rainy	008810	2.8383	2.8469	1658.90	1659.90	1.00	1.34	1.34	1.34	80	108
9-May-14	9:00	Rainy	008807	2.8520	2.8549	1680.91	1681.91	1.00	1.34	1.34	1.34	80	36
9-May-14	10:15	Rainy	008585	2.8480	2.8499	1681.91	1682.91	1.00	1.34	1.34	1.34	80	24
9-May-14	13:00	Rainy	008587	2.8396	2.8410	1682.91	1683.91	1.00	1.34	1.34	1.34	80	17
15-May-14	9:35	Rainy	008592	2.8454	2.8486	1707.91	1708.91	1.00	1.37	1.37	1.37	82	39
15-May-14	10:38	Rainy	008594	2.8451	2.8490	1708.91	1709.91	1.00	1.37	1.37	1.37	82	48
15-May-14	13:00	Rainy	008596	2.8458	2.8495	1709.91	1710.91	1.00	1.37	1.37	1.37	82	45
21-May-14	13:00	Rainy	008713	2.8322	2.8389	1734.91	1735.91	1.00	1.39	1.39	1.39	83	81
21-May-14	14:06	Rainy	008716	2.8612	2.8671	1735.91	1736.91	1.00	1.39	1.39	1.39	83	71
21-May-14	15:10	Rainy	008374	2.8570	2.8611	1736.91	1737.91	1.00	1.39	1.39	1.39	83	49
27-May-14	13:42	Fine	008705	2.8331	2.8437	1761.91	1762.91	1.00	1.38	1.38	1.38	83	128
27-May-14	14:49	Fine	008737	2.8545	2.8553	1762.91	1763.91	1.00	1.38	1.38	1.38	83	10
27-May-14	15:53	Fine	008739	2.8587	2.8598	1763.91	1764.91	1.00	1.38	1.38	1.38	83	13



Location: CMA4a - SPCA

Report on 24-hour TSP monitoring  
Action Level ( $\mu\text{g}/\text{m}^3$ ) - 171.2  
Limit Level ( $\mu\text{g}/\text{m}^3$ ) - 260

Date	Sampling Time	Weather Condition	Filter paper no.	Filter Weight, g		Elapse Time, hr		Sampling Time, hr	Flow Rate, $\text{m}^3/\text{min}$			Total Volume, $\text{m}^3$	TSP Level, $\mu\text{g}/\text{m}^3$
				Initial	Final	Initial	Final		Initial, $Q_{si}$	Final, $Q_{sf}$	Average		
26-Apr-14	8:00	Rainy	007513	2.6251	2.7198	18426.00	18449.99	23.99	1.29	1.29	1.29	1858	51
2-May-14	8:00	Rainy	008889	2.8441	2.9250	18452.99	18476.99	24.00	1.29	1.29	1.29	1860	43
8-May-14	8:00	Rainy	008906	2.8373	2.8824	18480.00	18504.00	24.00	1.29	1.29	1.29	1861	24
14-May-14	8:00	Rainy	008589	2.8451	2.9306	18507.00	18531.01	24.01	1.29	1.29	1.29	1855	46
20-May-14	8:00	Rainy	008597	2.8412	2.8827	18534.00	18558.00	24.00	1.29	1.29	1.29	1858	22
26-May-14	8:00	Rainy	008690	2.8344	2.8809	18561.00	18585.00	24.00	1.29	1.29	1.29	1855	25

Report on 1-hour TSP monitoring  
Action Level ( $\mu\text{g}/\text{m}^3$ ) - 312.5  
Limit Level ( $\mu\text{g}/\text{m}^3$ ) - 500

Date	Sampling Time	Weather Condition	Filter paper no.	Filter Weight, g		Elapse Time, hr		Sampling Time, hr	Flow Rate, $\text{m}^3/\text{min}$			Total Volume, $\text{m}^3$	TSP Level, $\mu\text{g}/\text{m}^3$
				Initial	Final	Initial	Final		Initial, $Q_{si}$	Final, $Q_{sf}$	Average		
28-Apr-14	8:50	Fine	008803	2.8599	2.8664	18449.99	18450.99	1.00	1.29	1.29	1.29	77	84
28-Apr-14	9:52	Fine	008885	2.8651	2.8711	18450.99	18451.99	1.00	1.29	1.29	1.29	77	77
28-Apr-14	10:56	Fine	008887	2.8477	2.8552	18451.99	18452.99	1.00	1.29	1.29	1.29	77	97
3-May-14	13:15	Rainy	008901	2.8406	2.8455	18477.01	18478.01	1.00	1.29	1.29	1.29	77	63
3-May-14	14:20	Rainy	008903	2.8372	2.8408	18478.01	18479.01	1.00	1.29	1.29	1.29	77	46
3-May-14	15:26	Rainy	008905	2.8334	2.8360	18479.01	18480.01	1.00	1.29	1.29	1.29	77	34
9-May-14	8:50	Rainy	008806	2.8675	2.8696	18504.00	18505.00	1.00	1.29	1.29	1.29	78	27
9-May-14	10:00	Rainy	008891	2.8501	2.8520	18505.00	18506.00	1.00	1.29	1.29	1.29	78	25
9-May-14	13:00	Rainy	008586	2.8440	2.8460	18506.00	18507.00	1.00	1.29	1.29	1.29	78	26
15-May-14	9:20	Rainy	008590	2.8380	2.8404	18531.01	18532.01	1.00	1.29	1.29	1.29	77	31
15-May-14	10:25	Rainy	008593	2.8475	2.8487	18532.01	18533.01	1.00	1.29	1.29	1.29	77	16
15-May-14	13:00	Rainy	008595	2.8475	2.8495	18533.01	18534.01	1.00	1.29	1.29	1.29	77	26
21-May-14	13:00	Rainy	008714	2.8520	2.8546	18558.00	18559.00	1.00	1.29	1.29	1.29	77	34
21-May-14	14:05	Rainy	008715	2.8611	2.8637	18559.00	18560.00	1.00	1.29	1.29	1.29	77	34
21-May-14	15:10	Rainy	008717	2.8564	2.8594	18560.00	18561.00	1.00	1.29	1.29	1.29	77	39
27-May-14	13:00	Fine	008698	2.8269	2.8327	18585.00	18586.00	1.00	1.29	1.29	1.29	77	75
27-May-14	14:41	Fine	008706	2.8318	2.8365	18586.00	18587.00	1.00	1.29	1.29	1.29	77	61
27-May-14	15:46	Fine	008738	2.8522	2.8534	18587.00	18588.00	1.00	1.29	1.29	1.29	77	16

Location: CMA5a - Children Garden opposite to Pedestrian Plaza

Report on 24-hour TSP monitoring

Action Level ( $\mu\text{g}/\text{m}^3$ ) - 181

Limit Level ( $\mu\text{g}/\text{m}^3$ ) - 260

Date	Sampling Time	Weather Condition	Filter paper no.	Filter Weight, g		Elapse Time, hr		Sampling Time, hr	Flow Rate, $\text{m}^3/\text{min}$			Total Volume, $\text{m}^3$	TSP Level, $\mu\text{g}/\text{m}^3$
				Initial	Final	Initial	Final		Initial, $Q_{si}$	Final, $Q_{sf}$	Average		
26-Apr-14	8:00	Rainy	008784	2.8553	2.9507	19406.86	19430.86	24.00	1.34	1.34	1.34	1925	50
2-May-14	8:00	Rainy	008781	2.8490	2.9358	19433.86	19457.86	24.00	1.34	1.34	1.34	1926	45
8-May-14	8:00	Rainy	008583	2.8438	2.8936	19460.87	19484.88	24.01	1.34	1.34	1.34	1928	26
14-May-14	8:00	Rainy	008872	2.8449	2.9455	19487.88	19511.88	24.00	1.33	1.33	1.33	1917	52
20-May-14	8:00	Rainy	008796	2.8602	2.9690	19514.88	19538.88	24.00	1.37	1.37	1.37	1971	55
26-May-14	8:00	Rainy	008689	2.8230	2.8705	19541.88	19565.88	24.00	1.37	1.37	1.37	1967	24

Report on 1-hour TSP monitoring

Action Level ( $\mu\text{g}/\text{m}^3$ ) - 332

Limit Level ( $\mu\text{g}/\text{m}^3$ ) - 500

Date	Sampling Time	Weather Condition	Filter paper no.	Filter Weight, g		Elapse Time, hr		Sampling Time, hr	Flow Rate, $\text{m}^3/\text{min}$			Total Volume, $\text{m}^3$	TSP Level, $\mu\text{g}/\text{m}^3$
				Initial	Final	Initial	Final		Initial, $Q_{si}$	Final, $Q_{sf}$	Average		
28-Apr-14	9:12	Fine	008875	2.8678	2.8743	19430.86	19431.86	1.00	1.34	1.34	1.34	80	81
28-Apr-14	10:18	Fine	008824	2.8594	2.8633	19431.86	19432.86	1.00	1.34	1.34	1.34	80	49
28-Apr-14	13:00	Fine	008825	2.8732	2.8787	19432.86	19433.86	1.00	1.34	1.34	1.34	80	69
3-May-14	9:40	Rainy	008805	2.8530	2.8590	19457.87	19458.87	1.00	1.34	1.34	1.34	80	75
3-May-14	10:44	Rainy	008573	2.8546	2.8599	19458.87	19459.87	1.00	1.34	1.34	1.34	80	66
3-May-14	13:00	Rainy	008580	2.8431	2.8504	19459.87	19460.87	1.00	1.34	1.34	1.34	80	91
9-May-14	9:10	Rainy	008560	2.8401	2.8431	19484.88	19485.88	1.00	1.34	1.34	1.34	80	37
9-May-14	10:15	Rainy	008563	2.8452	2.8540	19485.88	19486.88	1.00	1.34	1.34	1.34	80	110
9-May-14	13:00	Rainy	008569	2.8591	2.8631	19486.88	19487.88	1.00	1.34	1.34	1.34	80	50
15-May-14	9:13	Rainy	008599	2.8358	2.8372	19511.88	19512.88	1.00	1.33	1.33	1.33	80	18
15-May-14	10:23	Rainy	008602	2.8447	2.8466	19512.88	19513.88	1.00	1.33	1.33	1.33	80	24
15-May-14	13:00	Rainy	008615	2.8368	2.8419	19513.88	19514.88	1.00	1.33	1.33	1.33	80	64
21-May-14	9:13	Rainy	008709	2.8264	2.8370	19538.88	19539.88	1.00	1.37	1.37	1.37	82	129
21-May-14	10:23	Rainy	008712	2.8282	2.8329	19539.88	19540.88	1.00	1.37	1.37	1.37	82	57
21-May-14	13:00	Rainy	008684	2.8310	2.8343	19540.88	19541.88	1.00	1.37	1.37	1.37	82	40
27-May-14	8:24	Fine	008949	2.8216	2.8292	19565.88	19566.88	1.00	1.37	1.37	1.37	82	93
27-May-14	9:31	Fine	008728	2.8654	2.8721	19566.88	19567.88	1.00	1.37	1.37	1.37	82	82
27-May-14	10:34	Fine	008729	2.8585	2.8695	19567.88	19568.88	1.00	1.37	1.37	1.37	82	134



Location: MA1e - International Finance Centre (Eastern Wing)

Report on 24-hour TSP monitoring

Action Level ( $\mu\text{g}/\text{m}^3$ ) - 173.4

Limit Level ( $\mu\text{g}/\text{m}^3$ ) - 260

Date	Sampling Time	Weather Condition	Filter paper no.	Filter Weight, g		Elapse Time, hr		Sampling Time, hr	Flow Rate, $\text{m}^3/\text{min}$			Total Volume, $\text{m}^3$	TSP Level, $\mu\text{g}/\text{m}^3$
				Initial	Final	Initial	Final		Initial, $Q_{si}$	Final, $Q_{sf}$	Average		
26-Apr-14	8:00	Rainy	008788	2.8579	2.9555	15108.87	15132.87	24.00	1.32	1.32	1.32	1905	51
2-May-14	8:00	Rainy	008820	2.8696	2.9321	15135.88	15159.88	24.00	1.31	1.30	1.31	1880	33
8-May-14	8:00	Rainy	008899	2.8410	2.8861	15162.88	15186.88	24.00	1.32	1.31	1.32	1894	24
14-May-14	8:00	Rainy	008866	2.8676	2.9570	15189.89	15213.89	24.00	1.29	1.29	1.29	1862	48
20-May-14	8:00	Rainy	008650	2.8203	2.8934	15265.41	15289.41	24.00	1.37	1.37	1.37	1967	37
26-May-14	8:00	Rainy	008522	2.8538	2.9029	15243.89	15267.89	24.00	1.36	1.36	1.36	1963	25

Report on 1-hour TSP monitoring

Action Level ( $\mu\text{g}/\text{m}^3$ ) - 325.1

Limit Level ( $\mu\text{g}/\text{m}^3$ ) - 500

Date	Sampling Time	Weather Condition	Filter paper no.	Filter Weight, g		Elapse Time, hr		Sampling Time, hr	Flow Rate, $\text{m}^3/\text{min}$			Total Volume, $\text{m}^3$	TSP Level, $\mu\text{g}/\text{m}^3$
				Initial	Final	Initial	Final		Initial, $Q_{si}$	Final, $Q_{sf}$	Average		
28-Apr-14	8:18	Fine	008908	2.8396	2.8452	15132.87	15133.87	1.00	1.32	1.32	1.32	79	71
28-Apr-14	9:23	Fine	008911	2.8582	2.8638	15133.87	15134.87	1.00	1.32	1.32	1.32	79	71
28-Apr-14	10:34	Fine	008818	2.8551	2.8630	15134.87	15135.87	1.00	1.32	1.32	1.32	79	100
3-May-14	8:18	Rainy	008828	2.8761	2.8799	15159.88	15160.88	1.00	1.34	1.30	1.32	79	48
3-May-14	9:28	Rainy	008804	2.8601	2.8626	15160.88	15161.88	1.00	1.34	1.30	1.32	79	31
3-May-14	10:38	Rainy	008896	2.8433	2.8465	15161.88	15162.88	1.00	1.34	1.30	1.32	79	40
9-May-14	9:20	Rainy	008578	2.8561	2.8733	15186.89	15187.89	1.00	1.16	1.31	1.23	74	232
9-May-14	10:40	Rainy	008872	2.8538	2.8645	15187.89	15188.89	1.00	1.31	1.31	1.31	78	137
9-May-14	13:00	Rainy	008870	2.8593	2.8692	15188.89	15189.89	1.00	1.16	1.31	1.23	74	134
15-May-14	8:40	Rainy	008652	2.8142	2.8168	15213.89	15214.89	1.00	1.29	1.29	1.29	78	34
15-May-14	9:43	Rainy	008654	2.8124	2.8152	15214.89	15215.89	1.00	1.36	1.29	1.33	80	35
15-May-14	10:46	Rainy	008653	2.8137	2.8161	15215.89	15216.89	1.00	1.33	1.29	1.31	79	31
21-May-14	8:30	Rainy	008206	2.8148	2.8253	15240.89	15241.89	1.00	1.37	1.31	1.34	80	131
21-May-14	9:33	Rainy	008519	2.8655	2.8695	15241.89	15242.89	1.00	1.37	1.30	1.33	80	50
21-May-14	10:36	Rainy	006320	2.6350	2.6405	15242.89	15243.89	1.00	1.33	1.31	1.32	79	69
27-May-14	8:30	Fine	008692	2.8309	2.8340	15267.89	15268.89	1.00	1.36	1.31	1.34	80	38
27-May-14	9:35	Fine	008595	2.8206	2.8239	15268.89	15269.89	1.00	1.36	1.29	1.33	80	41
27-May-14	10:40	Fine	008699	2.8332	2.8367	15269.89	15270.89	1.00	1.33	1.31	1.32	79	44



Location: MA1w - International Finance Centre (Western Wing)

Report on 24-hour TSP monitoring

Action Level ( $\mu\text{g}/\text{m}^3$ ) - 173.4  
Limit Level ( $\mu\text{g}/\text{m}^3$ ) - 260

Date	Sampling Time	Weather Condition	Filter paper no.	Filter Weight, g		Elapse Time, hr		Sampling Time, hr	Flow Rate, $\text{m}^3/\text{min}$			Total Volume, $\text{m}^3$	TSP Level, $\mu\text{g}/\text{m}^3$
				Initial	Final	Initial	Final		Initial, $Q_{si}$	Final, $Q_{sf}$	Average		
26-Apr-14	8:00	Rainy	008789	2.8477	2.9541	15157.40	15181.40	24.00	1.33	1.33	1.33	1916	56
3-May-14	13:00	Rainy	008900	2.8432	2.9554	15187.39	15211.40	24.01	1.35	1.35	1.35	1946	58
8-May-14	8:00	Rainy	008811	2.8432	2.9208	15211.40	15235.40	24.00	1.37	1.35	1.36	1959	40
14-May-14	8:00	Rainy	008867	2.8570	2.9428	15238.41	15262.41	24.00	1.35	1.35	1.35	1951	44
20-May-14	8:00	Rainy	008651	2.8180	2.9053	15216.89	15240.89	24.00	1.30	1.30	1.30	1872	47
26-May-14	8:00	Rainy	008523	2.8465	2.9075	15292.41	15316.41	24.00	1.30	1.30	1.30	1868	33

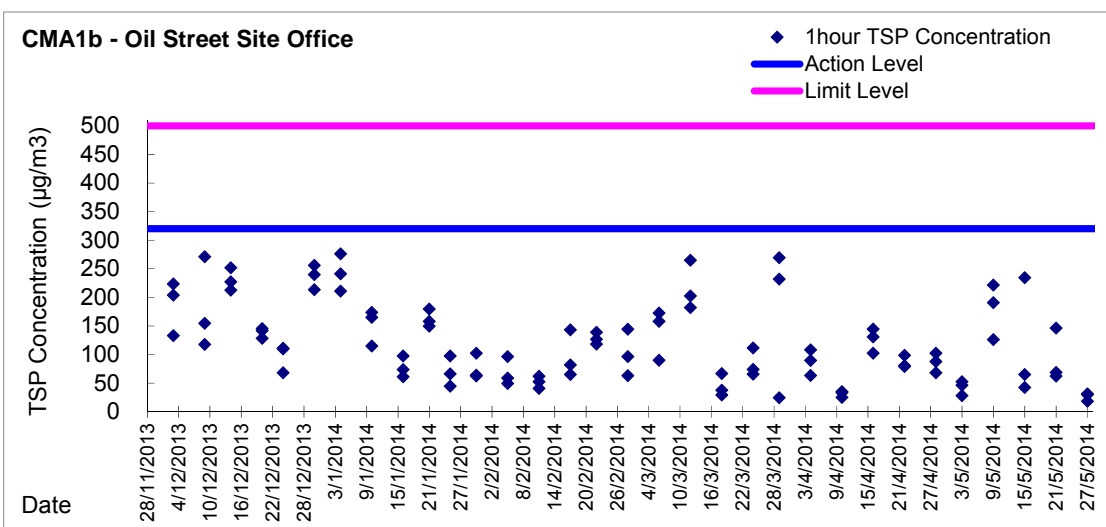
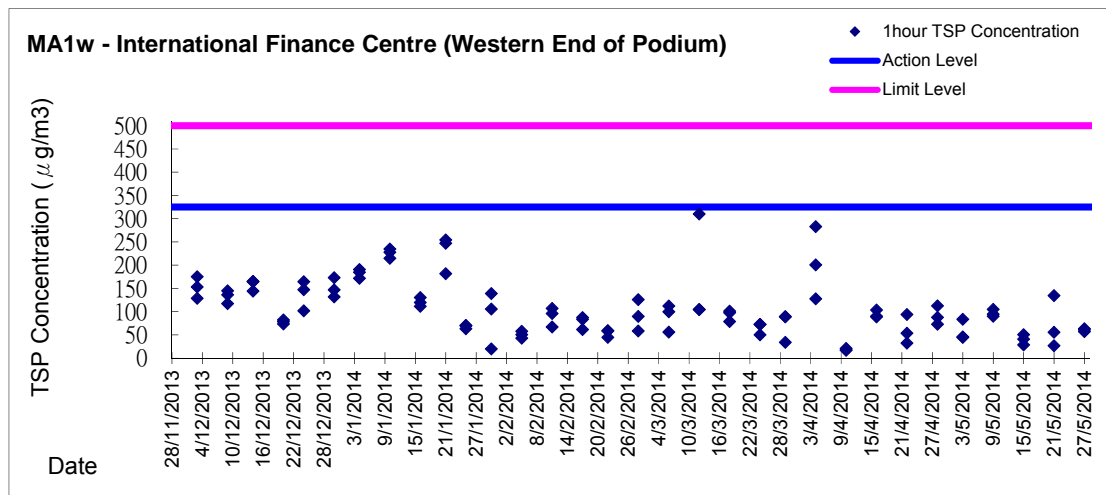
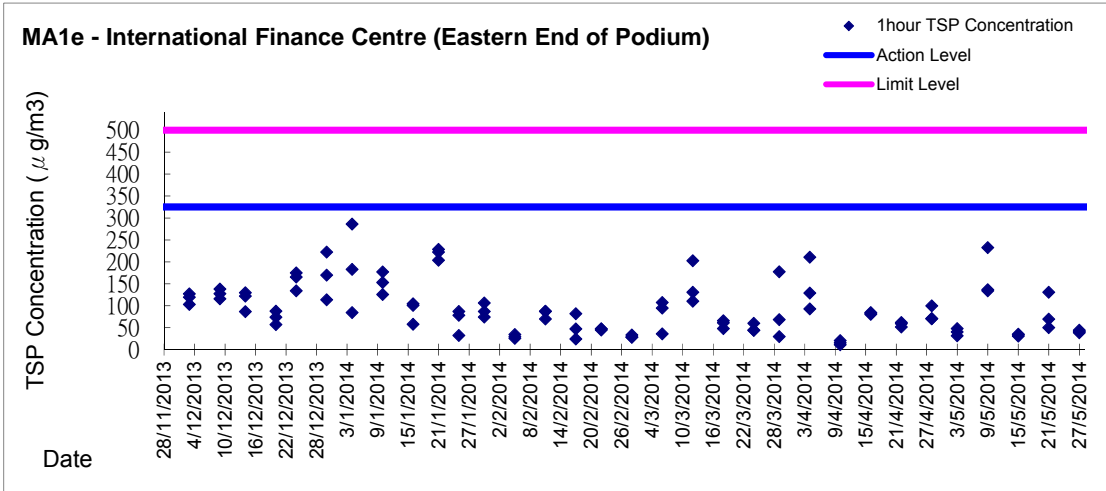
Remarks: Due to interruption of electricity, the 24hr TSP monitoring was rescheduled from 2 May 2014 to 3 May 2014.

Report on 1-hour TSP monitoring

Action Level ( $\mu\text{g}/\text{m}^3$ ) - 325.1  
Limit Level ( $\mu\text{g}/\text{m}^3$ ) - 500

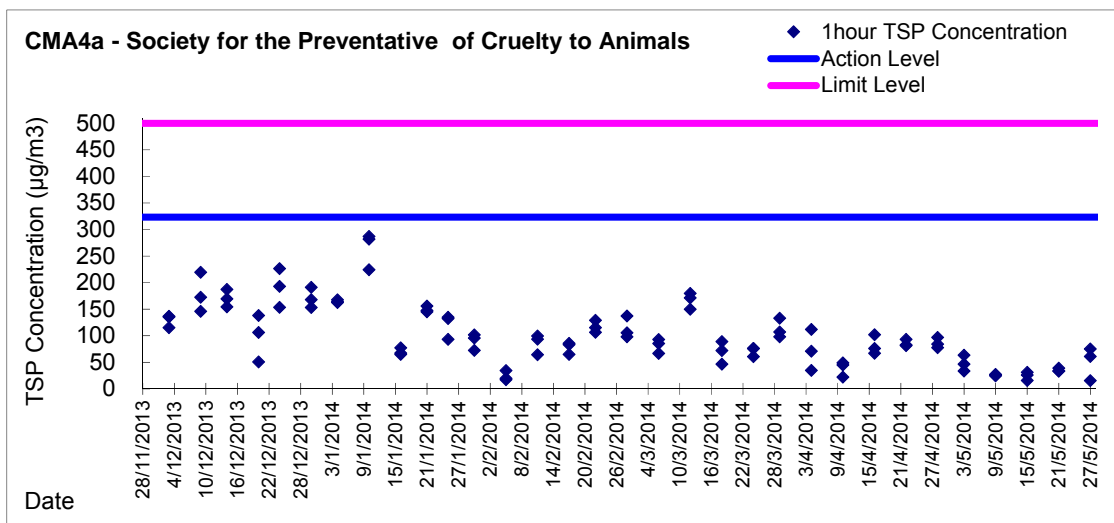
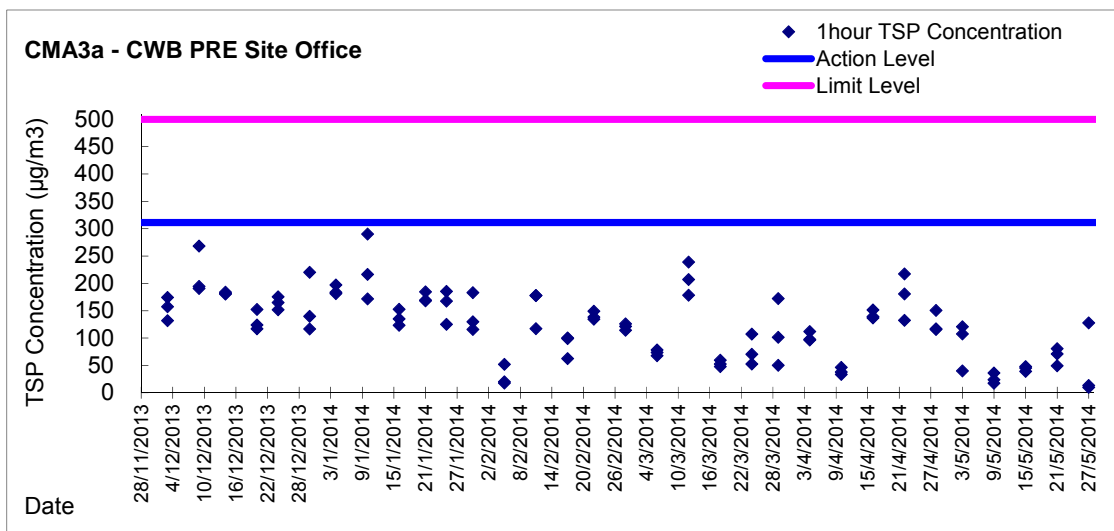
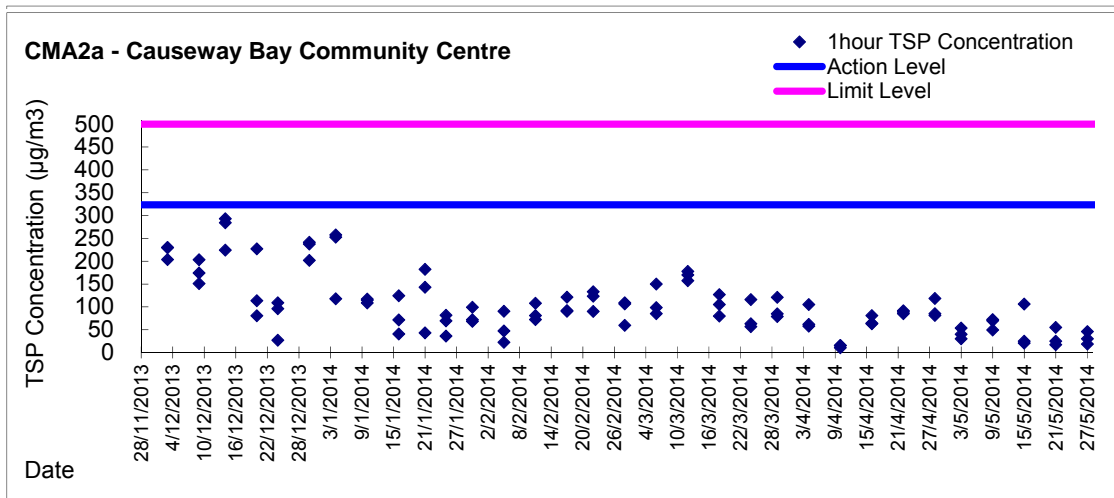
Date	Sampling Time	Weather Condition	Filter paper no.	Filter Weight, g		Elapse Time, hr		Sampling Time, hr	Flow Rate, $\text{m}^3/\text{min}$			Total Volume, $\text{m}^3$	TSP Level, $\mu\text{g}/\text{m}^3$
				Initial	Final	Initial	Final		Initial, $Q_{si}$	Final, $Q_{sf}$	Average		
28-Apr-14	8:28	Fine	008909	2.8344	2.8415	15181.40	15182.40	1.00	1.35	1.35	1.35	81	88
28-Apr-14	9:34	Fine	008912	2.8551	2.8610	15182.40	15183.40	1.00	1.35	1.35	1.35	81	73
28-Apr-14	10:40	Fine	008819	2.8571	2.8662	15183.40	15184.40	1.00	1.35	1.35	1.35	81	112
3-May-14	8:20	Rainy	008821	2.8706	2.8773	15184.39	15185.39	1.00	1.35	1.33	1.34	80	83
3-May-14	9:30	Rainy	008894	2.8476	2.8513	15185.39	15186.39	1.00	1.35	1.35	1.35	81	46
3-May-14	10:40	Rainy	008897	2.8361	2.8397	15186.39	15187.39	1.00	1.35	1.35	1.35	81	44
9-May-14	9:30	Rainy	008577	2.8649	2.8725	15235.41	15236.41	1.00	1.35	1.33	1.34	80	94
9-May-14	10:50	Rainy	008873	2.8588	2.8661	15236.41	15237.41	1.00	1.35	1.35	1.35	81	90
9-May-14	13:00	Rainy	008871	2.8589	2.8674	15237.41	15238.41	1.00	1.35	1.35	1.35	81	105
15-May-14	8:43	Rainy	008657	2.8187	2.8220	15262.41	15263.41	1.00	1.35	1.35	1.35	81	41
15-May-14	9:45	Rainy	008656	2.8212	2.8253	15263.41	15264.41	1.00	1.35	1.35	1.35	81	50
15-May-14	10:48	Rainy	008655	2.8141	2.8164	15264.41	15265.41	1.00	1.35	1.35	1.35	81	28
21-May-14	8:41	Rainy	008207	2.8176	2.8287	15289.41	15290.41	1.00	1.38	1.38	1.38	83	134
21-May-14	9:43	Rainy	008518	2.8773	2.8819	15290.41	15291.41	1.00	1.38	1.38	1.38	83	56
21-May-14	10:45	Rainy	008520	2.8623	2.8645	15291.41	15292.41	1.00	1.38	1.38	1.38	83	27
27-May-14	8:37	Fine	008693	2.8283	2.8335	15316.41	15317.41	1.00	1.37	1.37	1.37	82	63
27-May-14	9:40	Fine	008696	2.8219	2.8266	15317.41	15318.41	1.00	1.37	1.37	1.37	82	57
27-May-14	10:45	Fine	008700	2.8213	2.8263	15318.41	15319.41	1.00	1.37	1.37	1.37	82	61

Graphic Presentation of 1 hour TSP Result

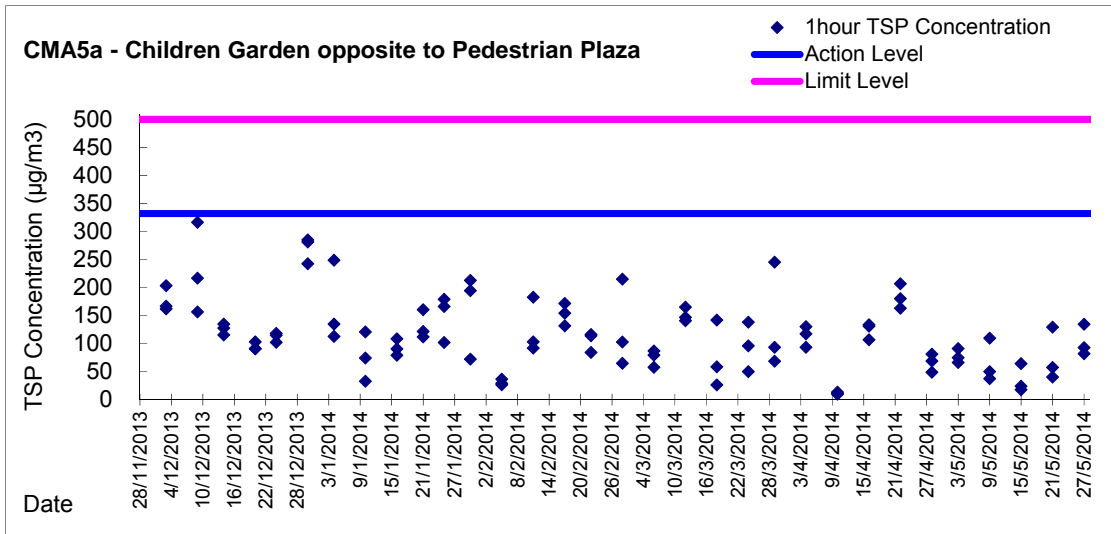




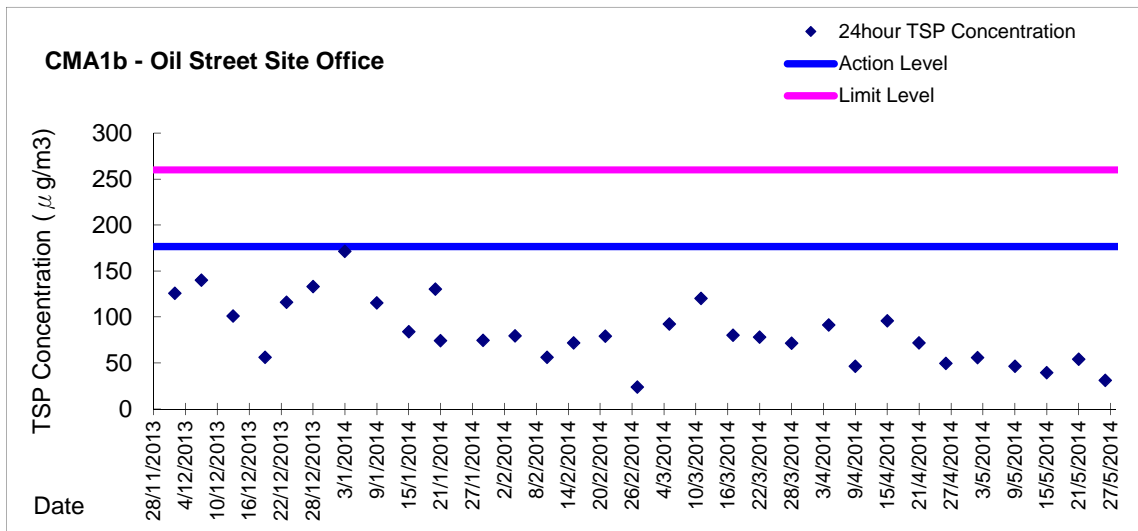
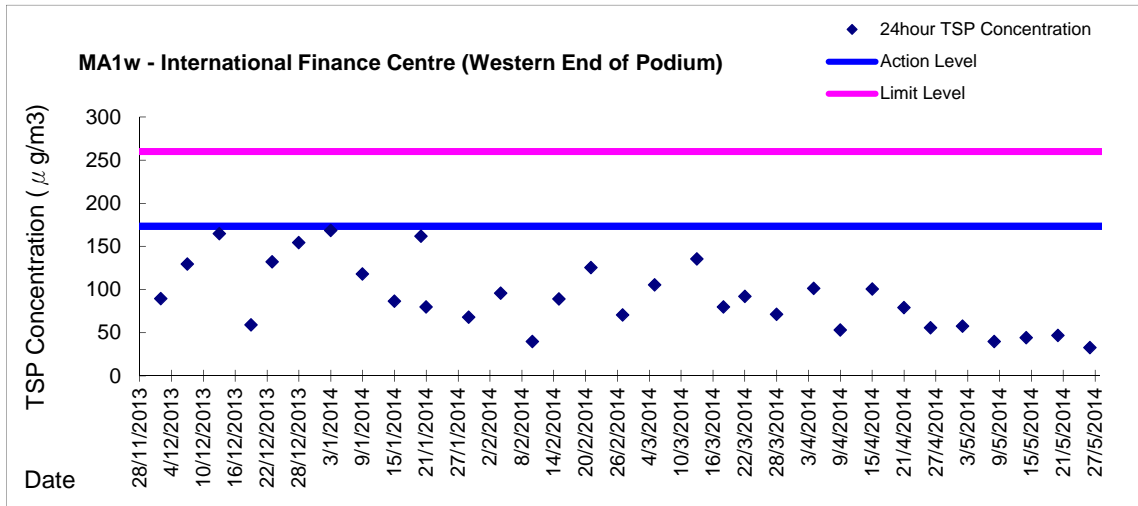
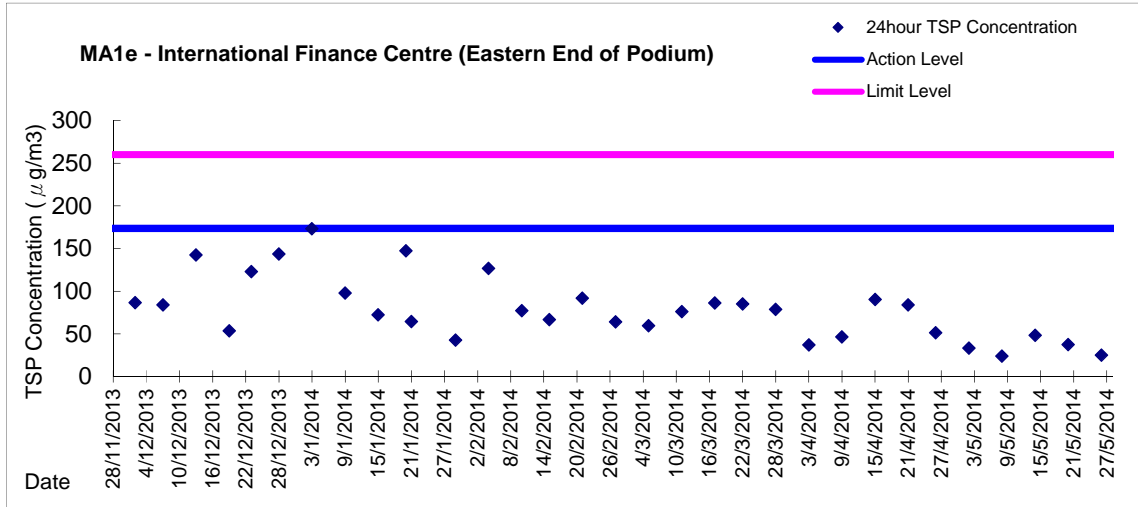
Graphic Presentation of 1 hour TSP Result



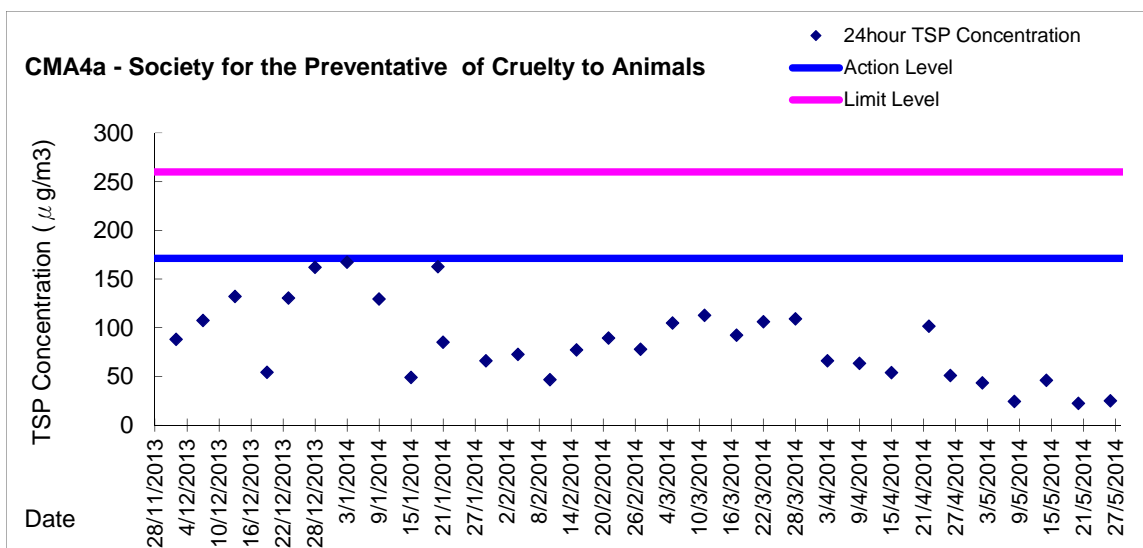
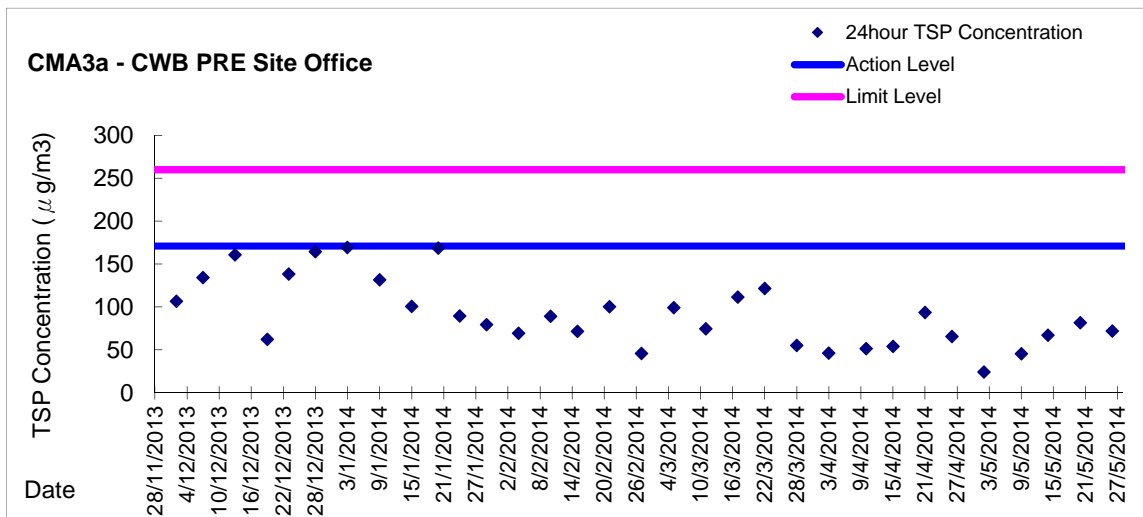
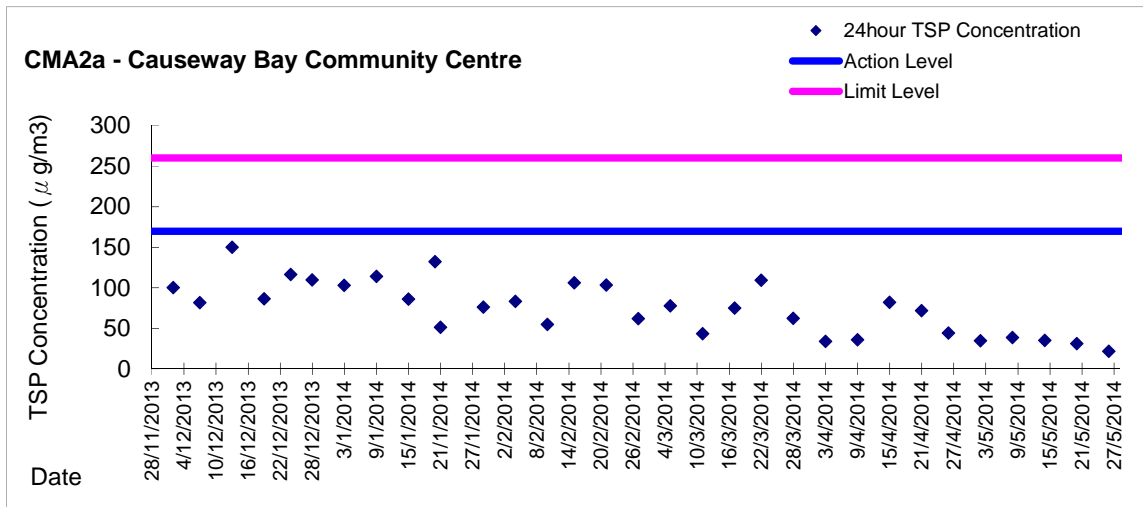
Graphic Presentation of 1 hour TSP Result



Graphic Presentation of 24 hour TSP Result



Graphic Presentation of 24 hour TSP Result





Graphic Presentation of 24 hour TSP Result

